

## 1.5-2.5 Ton Muti-Direction Reach Forklift Truck MQ Series

Multi direction reach truck MQ series is used in very narrow aisle for long material handling, lift height is 3-8m, it has models of straight travelling, side travelling, oblique travelling and in situ rotating, best choice for metal profiles, rebar, wood, steel pipe and others.

### Main Features:

1. All directions travelling, used in very narrow aisle for long material handling;
2. Full AC system, electric power steering, long service life and low energy consumption;
3. Imported gear pump, full buffer hydraulic cylinder, stable body and low noise;
4. Imported controller, high precision control, easy electric control setting, high performance and low fault;
5. Imported hydraulic hose, durable and long servic life;
6. Cast steel drive box, High strength PU tyres, driving stable, braking reliable;
7. High definition drive wheel display;
8. Big capacity battery.

### Specification:

Brand		MiMA	MiMA	MiMA	MiMA
Model		MQ1530	MQ1545	MQ2530	MQ2545
Power Type		Battery	Battery	Battery	Battery
Operation Type		Stand on	Stand on	Stand on	Stand on
Service weight(incl. battery)	kg	2530	2600	3700	3900
Rated Capacity	Q(kg)	1500	1500	2500	2500
Load Center	C(mm)	500	500	500	500
Lifting height	h3(mm)	3000	4500	3000	4500
Forks size	l/e/s(mm)	920/100/35	920/100/35	920/100/45	920/100/45
Front Overhang	x(mm)	140	140	175	175
Turning radius	Wa(mm)	1610	1610	1975	1975
Max. climbing ability	%(tan $\theta$ )	≤8	≤8	≤10	≤10
Driving speed(load/unload)	km/h	7/8	7/8	7.8/9	7.8/9
Lifting speed(load/unload)	mm/s	120/190	100/190	220/300	220/300
Lowering speed(load/unload)	mm/s	190/170	170/130	310/260	310/260



## Advantages:

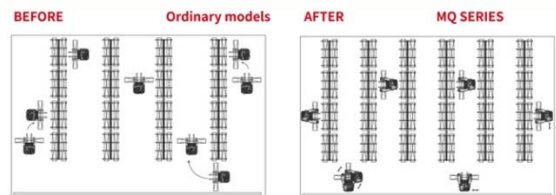
### Product introduction



#### MQ series

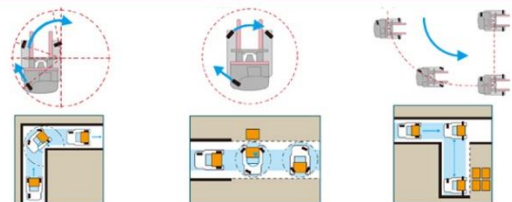
- Special forklift truck suitable for long material handling and long material stacking in narrow roadway, such as metal profiles, pipes, wood and other long materials.
- Loading weight is 1.5T-2.5T, lifting height is 3.0m-8.0m.
- It has many driving modes, such as straight line, side line, oblique line, right angle turning, 360 degree in-situ turning and so on.

### High storage capacity

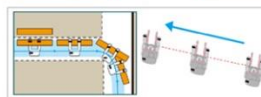


- Cantilever shelves are densely arranged and storage capacity is increased 50%.
- Seamless switching of driving mode of main roadway rack roadway is more efficient
- Stacking operation without turning is more convenient
- Long material handling and stacking, safer

### Multiple driving modes



#### Minimum right turn



#### Center rotation




#### Driving multi mode switch



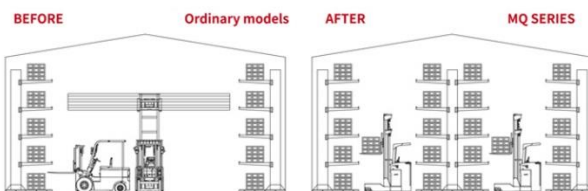
#### Oblique driving mode



#### Slant direction adjustment



### Narrow Aisle



- Channel width reduced by 100%.
- The longer the material is, the greater the channel advantage is.



- Safety and collision reduction of equipment, shelves and goods